

Product description **M12-B cable connector, Contacts: 5, 6.0 - 8.0 mm, not shielded, screw clamp, IP67, UL**

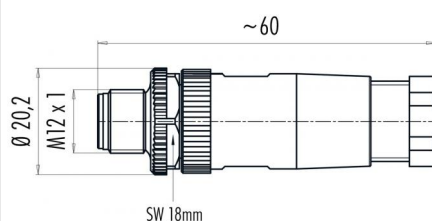
Area **M12-B series 715**

Order number **99 0437 105 05**

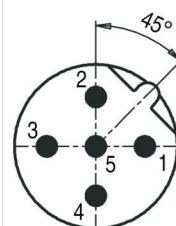
Illustration



Scale drawing



Contact arrangement (Plug-in side)



| | X | Y |
|---|-------|-------|
| 1 | 2,50 | 0,00 |
| 2 | 0,00 | 2,50 |
| 3 | -2,50 | 0,00 |
| 4 | 0,00 | -2,50 |
| 5 | 0,00 | 0,00 |

You can find the component part drawing and assembly instructions on the next page.

Technical data

General values

| | |
|--------------------------|---------------------------|
| Connector design | cable connector |
| Connector locking system | screw |
| Termination | screw clamp |
| Wire gauge (mm) | max. 0.75 mm ² |
| Wire gauge (AWG) | max. 18 |
| Cable outlet | 6.0 - 8.0 mm |
| Upper limit temperature | 85 °C |
| Lower limit temperature | - 40 °C |
| Customs tariff number | 85369010 |
| Packaging Unit | 100 |

Cable data

| | |
|------------|----|
| Approval 1 | UL |
|------------|----|

Electrical values

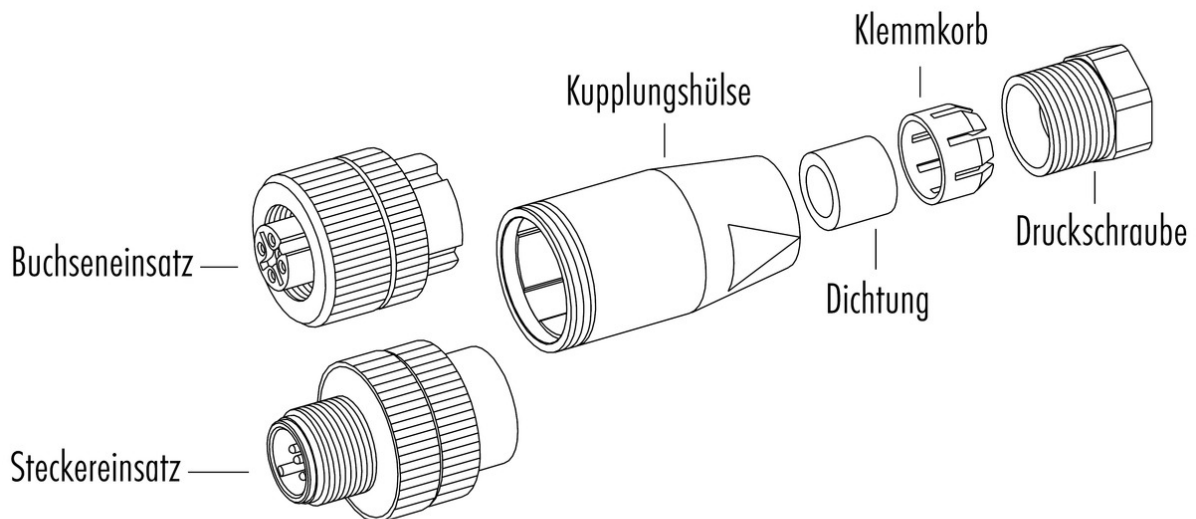
| | |
|---------------------------|----------------------|
| Rated current (40 °C) | 4 A |
| Rated voltage | 60 V |
| Rated impulse voltage | 1500 V |
| Pollution degree | 3 |
| Overvoltage category | II |
| Insulating material group | III |
| Insulation resistance | ≥ 10 ¹⁰ Ω |
| EMC compliance | not shielded |
| Degree of protection | IP67 |
| Mechanical operation | > 50 Mating cycles |

Material

| | |
|-----------------------|---|
| Contact material | CuZn (brass) |
| Contact plating | CuSnZn (Optalloy) |
| Contact body material | PA |
| Housing material | PA |
| Locking material | Zinc die-cast nickel-plated |
| REACH SVHC | CAS 96-45-7 (Imidazolidine-2-thione) CAS 7439-92-1 (Lead) |

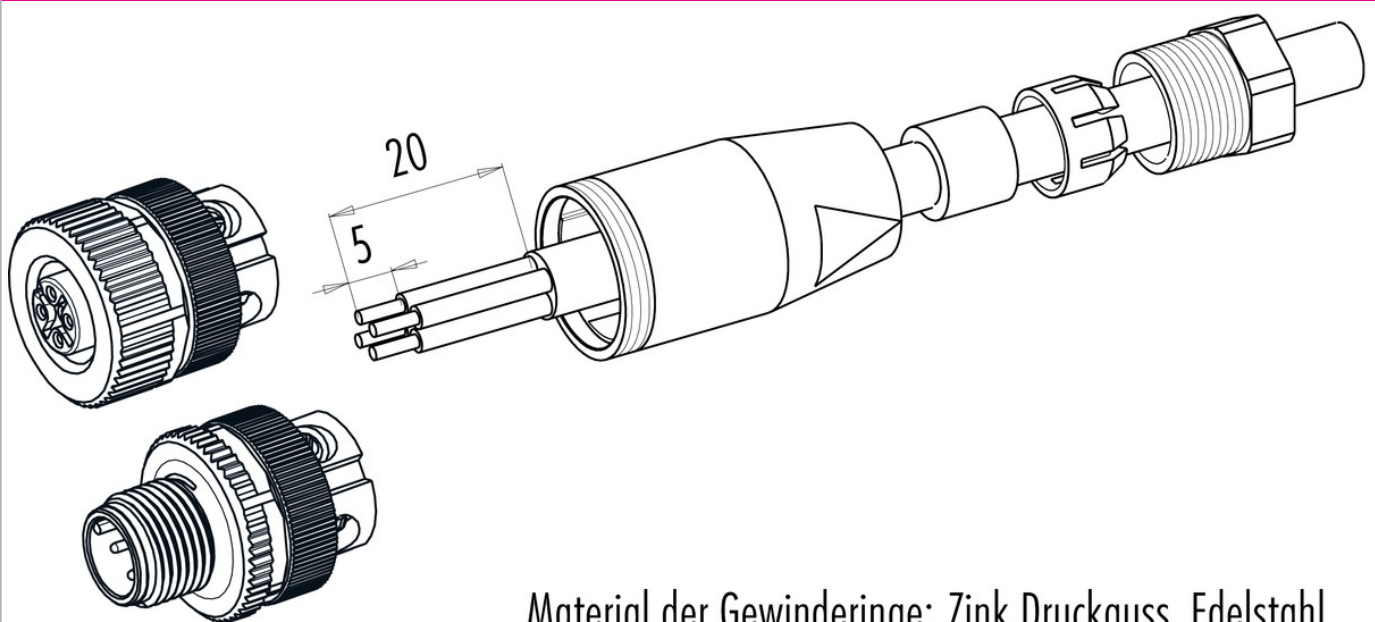
| | |
|---------------------|---|
| Product description | M12-B cable connector, Contacts: 5, 6.0 - 8.0 mm, not shielded, screw clamp, IP67, UL |
| Area | M12-B series 715 |
| Order number | 99 0437 105 05 |

Component part drawing



Material der Gewinderinge: Zink Druckguss, Edelstahl

Assembly instructions / Panel cut-out



Material der Gewinderinge: Zink Druckguss, Edelstahl

| | |
|---------------------|--|
| Product description | M12-B cable connector, Contacts: 5, 6.0 - 8.0 mm, not shielded, screw clamp, IP67, UL |
| Area | M12-B series 715 |
| Order number | 99 0437 105 05 |

Security notices

The connectors are designed for use in plant, control system and electrical equipment. The end user is responsible for checking whether the connectors are suitable for use in other applications.

Connectors with degree of protection IP 67 and IP 68 are not suitable for use under water. When used outdoors, the connectors must be separately protected against corrosion. For further information about IP degrees of protection refer to 'Technical support' in the Download Centre.

To lock the cable connector to the equipment connector, the threaded ring is tightened until it is 'finger-tight' (approx. 50 cNm).